


**Rajarshi Shahu Mahavidyalaya (Autonomous), Latur**  
**FEEDBACK ANALYSIS OF INPUT RECEIVED FROM**  
**STUDENTS ON CURRICULUM**  
**Academic Year 2021-22**



The analysis of responses received from the student respondents is presented in following table:  
 No of Feedback forms received: **792**  
 Overall the curriculum is **excellent** with average grade **3.40 out of 4.00**.

| Parameters  | 4         | 3    | 2       | 1             | Total | Grade |
|---|-----------|------|---------|---------------|-------|-------|
|   | Excellent | Good | Average | Below Average |       |       |
| 1. Applicability/relevance to real life situations & local developmental needs  | 405       | 273  | 79      | 35            | 2632  | 3.3   |
| 2. Weightage given to Employability, Entrepreneurship and Skill development   | 375       | 326  | 68      | 23            | 2637  | 3.3   |
| 3. Size of Syllabus in terms of load on the students.   | 365       | 306  | 99      | 22            | 2598  | 3.3   |
| 4. Weightage given to project   | 441       | 254  | 77      | 20            | 2700  | 3.4   |
| 5. Weightage given to practical, field work component   | 425       | 239  | 86      | 42            | 2631  | 3.3   |
| 6. Inclusion/incorporation of latest advancements in the subject  | 391       | 312  | 65      | 24            | 2654  | 3.4   |
| 7. Difficulty level of course content   | 351       | 338  | 82      | 21            | 2603  | 3.3   |
| 8. Fulfillment of Learning objectives   | 431       | 285  | 62      | 14            | 2717  | 3.4   |
| 9. Level of course outcomes (expected)  | 413       | 308  | 52      | 19            | 2699  | 3.4   |
| 10. Weightage given to Learning values (in terms of knowledge, concepts, manual skills, analytical abilities and broadening perspectives) | 377       | 322  | 72      | 21            | 2639  | 3.3   |
| 11. Quality, Clarity and relevance of textual reading / Reference material / Study material   | 444       | 289  | 47      | 12            | 2749  | 3.5   |
| 12. Creation of interest to pursue higher education   | 504       | 230  | 40      | 18            | 2804  | 3.5   |
| 13. Overall rating  | 392       | 334  | 52      | 14            | 2688  | 3.4   |

Date: 06.05.2022

  
**Secretary**  
 Academic Council



  
**Chairman**  
 Academic Council  
**PRINCIPAL**  
 Rajarshi Shahu Mahavidyalaya  
 (Autonomous), Latur

**Rajarshi Shahu Mahavidyalaya (Autonomous), Latur**  
**FEEDBACK ANALYSIS OF INPUT RECEIVED FROM**  
**TEACHERS OF OTHER INSTITUTIONS ON CURRICULUM**  
**Academic Year 2021-22**



The analysis of responses received from the teachers of other institutes is presented in following table:

No of Feedback forms received: 177

Overall the curriculum is **excellent** with average grade **3.60 out of 4.00**.

| Parameters  | 4         | 3    | 2       | 1             | Total | Grade |
|---|-----------|------|---------|---------------|-------|-------|
|   | Excellent | Good | Average | Below Average |       |       |
| 1. Applicability/relevance to real life situations & local developmental needs  | 140       | 32   | 2       | 3             | 663   | 3.7   |
| 2. Weightage given to Employability, Entrepreneurship and Skill development   | 110       | 56   | 7       | 4             | 626   | 3.5   |
| 3. Weightage given to Project   | 120       | 47   | 8       | 2             | 639   | 3.6   |
| 4. Weightage given to practical and field work component.   | 114       | 56   | 4       | 3             | 635   | 3.6   |
| 5. Depth of the course content  | 120       | 52   | 3       | 2             | 644   | 3.6   |
| 6. Inclusion/incorporation of latest advancements in the subject  | 115       | 51   | 7       | 4             | 631   | 3.6   |
| 7. Difficulty level of course content   | 108       | 56   | 11      | 2             | 624   | 3.5   |
| 8. Optimization of course content   | 118       | 48   | 9       | 2             | 636   | 3.6   |
| 9. Mechanism used for development /revision of curriculum by BoS (e.g. feedback from educationalist, industry expert)                     | 111       | 54   | 9       | 3             | 627   | 3.5   |
| 10. Relevance of learning objectives of the syllabus  | 124       | 46   | 5       | 2             | 646   | 3.6   |
| 11. Relevance of Course outcomes  | 127       | 43   | 5       | 2             | 649   | 3.7   |
| 12. Weightage given to Learning values (in terms of knowledge, concepts, manual skills, analytical abilities and broadening perspectives) | 123       | 43   | 7       | 4             | 639   | 3.6   |
| 13. Sequence of the Courses provided in the curriculum  | 119       | 48   | 8       | 2             | 638   | 3.6   |
| 14. Quality, Clarity and relevance of textual reading / Reference material / Study material   | 129       | 43   | 4       | 1             | 654   | 3.7   |
| 15. Overall rating  | 131       | 38   | 7       | 1             | 653   | 3.7   |

Date: 06.05.2022

  
**Secretary**  
 Academic Council



  
**Chairman**  
 Academic Council  
**PRINCIPAL**  
 Rajarshi Shahu Mahavidyalaya  
 (Autonomous), Latur



**Rajarshi Shahu Mahavidyalaya (Autonomous), Latur**  
**FEEDBACK ANALYSIS OF INPUT RECEIVED FROM**  
**EMPLOYERS ON CURRICULUM**  
**Academic Year 2021-22**



The analysis of responses received from the employer's respondents is presented in following table:  
 No of Feedback forms received: 129  
 Overall the curriculum is **excellent** with average grade **3.50 out of 4.00**.

| Parameters   | 4         | 3    | 2       | 1             | Total | Grade |
|--|-----------|------|---------|---------------|-------|-------|
|  | Excellent | Good | Average | Below Average |       |       |
| 1. Innovativeness and creativity   | 92        | 28   | 8       | 1             | 469   | 3.6   |
| 2. Weightage given to Employability / entrepreneurship/Skill development   | 79        | 41   | 8       | 1             | 456   | 3.5   |
| 3. Weightage given to practical, field work component  | 90        | 28   | 9       | 2             | 464   | 3.6   |
| 4. Depth of the course content   | 80        | 34   | 14      | 1             | 451   | 3.5   |
| 5. Curriculum proved useful at workplace   | 78        | 37   | 10      | 4             | 447   | 3.5   |
| 6. Incorporation of component about development of ability to manage/leadership qualities  | 71        | 42   | 11      | 5             | 437   | 3.4   |
| 7. Weightage given to Learning values (in terms of knowledge, concepts, manual skills, analytical abilities and broadening perspectives) | 80        | 35   | 11      | 3             | 450   | 3.5   |
| 8. Quality, Clarity and relevance of textual reading / Reference material / Study material   | 82        | 35   | 9       | 3             | 454   | 3.5   |
| 9. Usage of Curriculum for development of human resource at your industry/workplace  | 80        | 38   | 9       | 2             | 454   | 3.5   |
| 10. Overall rating   | 85        | 35   | 7       | 2             | 461   | 3.6   |

Date: 06.05.2022

  
**Secretary**  
 Academic Council

  
**Chairman**  
 Academic Council  
**PRINCIPAL**  
 Rajarshi Shahu Mahavidyalaya  
 (Autonomous), Latur



**Rajarshi Shahu Mahavidyalaya (Autonomous), Latur**  
**FEEDBACK ANALYSIS OF INPUT RECEIVED FROM**  
**ALUMNI ON CURRICULUM**  
**Academic Year 2021-22**




The analysis of responses received from the alumni respondents is presented in following table:  
 No of Feedback forms received: 233


Overall the curriculum is **excellent** with average grade **3.50 out of 4.00**.

| Parameters  | 4         | 3    | 2       | 1             | Total | Grade |
|---|-----------|------|---------|---------------|-------|-------|
|   | Excellent | Good | Average | Below Average |       |       |
| 1. Applicability/relevance to real life situations & local developmental needs  | 171       | 51   | 9       | 2             | 857   | 3.7   |
| 2. Weightage given to Employability, Entrepreneurship and Skill development   | 133       | 78   | 18      | 4             | 806   | 3.5   |
| 3. Weightage given to project   | 152       | 69   | 9       | 3             | 836   | 3.6   |
| 4. Weightage given to practical, field work component   | 147       | 60   | 20      | 6             | 814   | 3.5   |
| 5. Depth of the course content  | 148       | 74   | 10      | 1             | 835   | 3.6   |
| 6. Inclusion/incorporation of latest advancements in the subject  | 153       | 69   | 8       | 3             | 838   | 3.6   |
| 7. Difficulty level of course content   | 134       | 71   | 22      | 6             | 799   | 3.4   |
| 8. Optimization of course content   | 136       | 78   | 14      | 5             | 811   | 3.5   |
| 9. Usefulness of Curriculum at workplace  | 141       | 78   | 12      | 2             | 824   | 3.5   |
| 10. Fulfilment of Learning objectives   | 144       | 74   | 11      | 4             | 824   | 3.5   |
| 11. Level of Course Outcomes  | 149       | 71   | 12      | 1             | 834   | 3.6   |
| 12. Weightage given to Learning values (in terms of knowledge, concepts, manual skills, analytical abilities and broadening perspectives) | 148       | 66   | 14      | 5             | 823   | 3.5   |
| 13. Quality, Clarity & relevance of textual reading / Reference material / Study material   | 149       | 74   | 10      | 0             | 838   | 3.6   |
| 14. Creation of interest to pursue higher education   | 157       | 59   | 15      | 2             | 837   | 3.6   |
| 15. Measures to additional understanding of difficult course content to slow learners   | 134       | 76   | 18      | 5             | 805   | 3.5   |
| 16. Relevance of the Courses in relation to the programme   | 141       | 73   | 16      | 3             | 818   | 3.5   |
| 17. Overall rating  | 149       | 56   | 15      | 3             | 797   | 3.6   |

Date: 06.05.2022

  
 Secretary  
 Academic Council



  
 Chairman  
 Academic Council  
**PRINCIPAL**  
 Rajarshi Shahu Mahavidyalaya  
 (Autonomous), Latur



## Rajarshi Shahu Mahavidyalaya (Autonomous), Latur


**FEEDBACK ANALYSIS OF INPUT RECEIVED FROM  
PARENTS ON CURRICULUM  
Academic Year 2021-22**


The analysis of responses received from the respondents is presented in following table:  
No of Feedback forms received: 275

Overall the curriculum is **excellent** with average grade **3.40 out of 4.00**.

| Parameters  | 4         | 3    | 2       | 1             | Total | Grade |
|---|-----------|------|---------|---------------|-------|-------|
|   | Excellent | Good | Average | Below Average |       |       |
| 1. Suitable design of curriculum  | 159       | 100  | 13      | 3             | 965   | 3.51  |
| 2. Relevance of course content to the local needs                                   | 116       | 132  | 27      | 0             | 914   | 3.32  |
| 3. Promotion of learning experience of the students                                 | 138       | 114  | 20      | 3             | 937   | 3.41  |
| 4. Focus on Employability   | 120       | 118  | 34      | 3             | 905   | 3.29  |
| 5. Weightage given to practical and field work component                            | 148       | 115  | 9       | 3             | 958   | 3.48  |
| 6. Inculcation of moral values  | 128       | 127  | 16      | 4             | 929   | 3.38  |
| 7. Applicability/relevance to real life situations                                  | 127       | 121  | 26      | 1             | 924   | 3.36  |
| 8. Weightage given to entrepreneurship/Skill development                            | 133       | 115  | 24      | 3             | 928   | 3.37  |
| 9. Incorporation of recent changes/latest developments of subject in the curriculum | 139       | 112  | 21      | 3             | 937   | 3.41  |
| 10. Optimization of course content  | 133       | 120  | 20      | 2             | 934   | 3.40  |
| 11. Promotion of research attitude  | 144       | 94   | 31      | 6             | 926   | 3.37  |
| 12. Importance of learning values   | 153       | 112  | 8       | 2             | 966   | 3.51  |
| 13. Comfort of your ward in coping with the workload/curriculum                     | 149       | 107  | 13      | 6             | 949   | 3.45  |
| 14. Overall rating  | 138       | 124  | 10      | 3             | 947   | 3.44  |

Date: 06.05.2022

  
Secretary  
Academic Council



  
Chairman  
Academic Council  
**PRINCIPAL**  
Rajarshi Shahu Mahavidyalaya  
(Autonomous), Latur